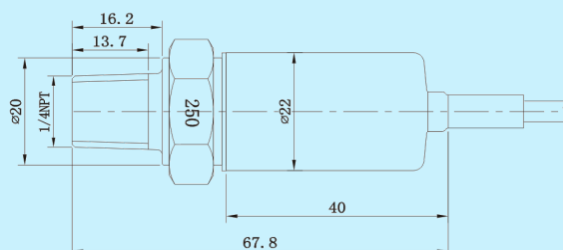


## RSA-TPW Pressure Transmitter



### Applications & Features

For pressure measurement of compatible fluid and gas

### Specifications

**Sensor:** glass microfused silicon strain sensor

**Power:** 10~30VDC

**Output:** 4~20mA (2 wires)

**Load:** 0~500Ω@10~30VDC

**Range:** see models

**Working temperature:** -20~85°C

**Medium temperature:** -40~125°C

**Compensation temperature:** 0~55°C

**Accuracy:** ±0.5%FS (BFSL)

**Overload pressure:** 200%FS

**Burst pressure:** 500%FS

**Medium compatibility:** 17-4PH stainless steel

**Stability:** ≤0.5%FS/Year

**Response time:** ≤50ms

**Protection:** IP65

**Approval:** CE

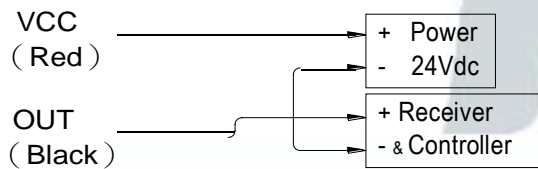
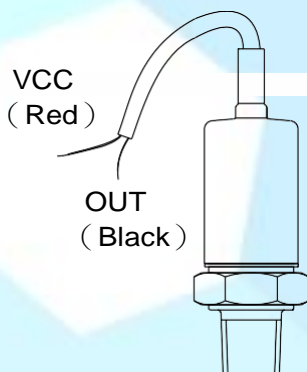
### Models

| Models                | RSA-TPW |   |   |   | PressureTransmitter |
|-----------------------|---------|---|---|---|---------------------|
| Output                |         | 2 |   |   | 4~20mA              |
| Range                 |         | 2 |   |   | 0~6 bar             |
|                       |         | 3 |   |   | 0~10 bar            |
|                       |         | 4 |   |   | 0~16 bar            |
|                       |         | 5 |   |   | 0~25 bar            |
|                       |         | 6 |   |   | 0~40 bar            |
|                       |         | 7 |   |   | Others              |
| Process Connection    |         |   | 2 |   | 1/4 NPT             |
|                       |         |   | 4 |   | G1/4                |
|                       |         |   | 7 |   | Others              |
| Electrical Connection |         |   |   | 1 | Cable (1m)          |

## CONNECTION

Power: 24VDC (10~30VDC), red cores cable

Output: 4~20mA, black cores cable



4~20mA(2 Wires) Connection

## INSTRUCTION

1. Connect PT to the process and be sure seal with the system completely.
2. After 10~20 minutes power on, the output signal could be proportional to the pressure changing.
3. Only DC power supply is available.

## ATTENTION

1. Finish electrical connection according to the instruction.
2. Do NOT crash, shock, disassemble, and break the diaphragm.
3. It should be installed in environment of cool, dry without corrosion.
4. It should be completely sealed with the process. Tightening torque should be less than 40NM.
5. It could be applied to the compatible medium (fluid or air) only.
6. Please never be over loaded.
7. Keep the electrical connection and cable entry out of water or moisture.
8. Please power off during maintenance.

## Warranty

- It has limited warranty for eighteen (18) months after the production date.
- It does not extend to any unit that has been subjected to misuse or accident.
- It is, in any event, strictly limited to the replacement or repair of the product itself.

RSA SENSORS - ATENDIMENTO



ESCANEAR O QR CODE COM A CAMERA DO CELULAR, PARA CHAMAR NO WHATS APP