


Duct Averaging Temperature Sensor

PT1000 version is supplied with one continuous sensing element across the whole length of the probe to ensure optimum accuracy and eliminate air stratification problems.
NTC and Ni1000 are industry standard multi-point sensing elements.



Type Overview

Type	Output Signal	Probe Length
01MT-5B4	PT1000	10 ft [3 m]
01MT-5B5	PT1000	20 ft [6 m]
01MT-5E4	Ni1000 (JCI)	10 ft [3 m]
01MT-5E5	Ni1000 (JCI)	20 ft [6 m]
01MT-5L4	NTC10k2	10 ft [3 m]
01MT-5L5	NTC10k2	20 ft [6 m]
01MT-5M4	NTC10K3	10 ft [3 m]
01MT-5M5	NTC10K3	20 ft [6 m]
01MT-5Q4	NTC20K	10 ft [3 m]
01MT-5Q5	NTC20K	20 ft [6 m]

Technical Data

Electrical Data	Electrical Connection	removable spring loaded terminal block max. 11 GA [2.5 mm ²]
	Cable Entry	cable gland PG11 Ø6 to 10 mm, with strain relief Ø6 to 8 mm, 1/2" conduit adapter included
Functional Data	Output Signal Passive Temperature	PT1000 Ni1000 (JCI) NTC10k2 NTC10k3 NTC20k
	Media	air
Measuring Data	Measured Values	temperature
	Accuracy Temperature	passive sensors depending on used type PT.. = ±0.5°F @ 32°F [±0.3°C @ 0°C] Ni.. = ±0.7°F @ 32°F [±0.4°C @ 0°C] NTC.. = ±0.3°F @ 77°F [±0.2°C @ 25°C]
Materials	Cable Gland	PA6, black
	Housing	cover: lexan, Belimo orange NCS S0580-Y6OR base: lexan, Belimo orange NCS S0580-Y6OR seal: 0467 NBR70, black

Safety Data	Ambient Humidity	85% RH non-condensing
	Ambient Temperature	-30°F to 120°F [-35°C to 50°C]
	Medium Temperature	PT... Ni.. : -60°F to 175°F [-50°C to 80°C] NTC... : 32°F to 120°F [0°C to 50°C]
	Housing Surface Temperature (Tsurf)	max. 195°F [90°C]
	Protection Class IEC/EN	III safety extra-low voltage (selv)
	Protection Class UL	UL Class 2 Supply
	EU Conformity	CE Marking
	Certification IEC/EN	IEC/EN 60730-1 and IEC/EN 60730-2-9
	Certification UL	pending
	Degree of Protection IEC/EN	IP65
	Degree of Protection NEMA/ UL	NEMA 4X
	Quality Standard	ISO 9001
	Weight	0.24 lbs

Safety Notes



The installation and assembly of electrical equipment should only be performed by authorized personnel.

The product should only be used for the intended application. Unauthorized modifications are prohibited! The product must not be used in relation with any equipment that in case of a failure may threaten, directly or indirectly, human health or life or result in danger to human beings, animals or assets. Ensure all power is disconnected before installing. Do not connect to live/operating equipment.

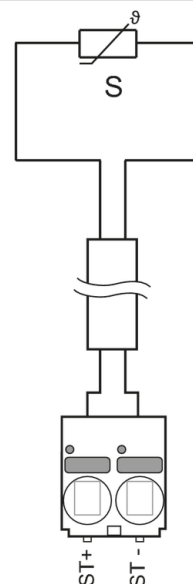
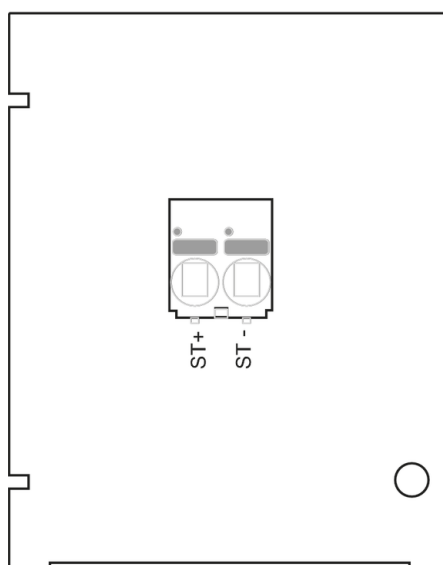
Please comply with

- Local laws, health & safety regulations, technical standards and regulations
- Condition of the device at the time of installation, to ensure safe installation
- This data sheet and installation manual

Accessories

Scope of Delivery mounting plate
installation kit
cable gland nut conduit 1/2" NPT
mounting brackets

Wiring Diagram



Dimensions
